



MANUAL 1™

General Purpose Rotating Laser

The Manual1™ is a manual levelling rotating laser level. It can be used for outdoor levelling using optional Tripod and Staff and is ideal indoors for various construction and installation jobs. The Manual1™ boasts scan modes an added advantage in indoor applications in that it can generate a visible line either vertically or horizontally.

The Manual1™ comes complete with electronic receiver, 4 "AA" batteries, Side mount, Instructions and padded carry case.

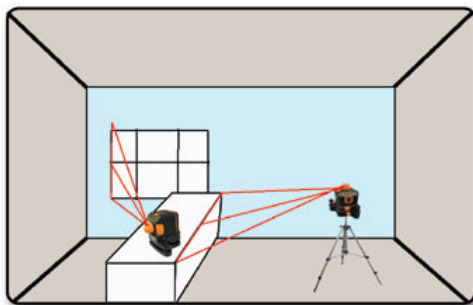
Applications for this laser include; Domestic Landscaping, House Blocks, Decking, Kitchen/Bathroom Installation and much more.



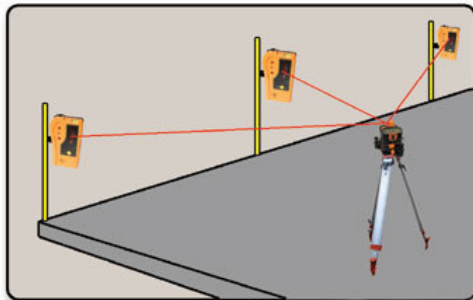
Level 1™ Lasers

FEATURES

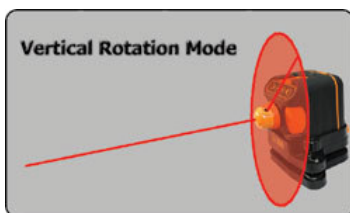
- ✓ **MANUAL LEVELLING**
- ✓ **VERTICAL ROTATION**
- ✓ **VARIABLE ROTATION SPEEDS**
- ✓ **SCAN MODES** Enhanced Indoor Lines
- ✓ **ELECTRONIC RECEIVER** (for outdoors)
- ✓ **12 MONTH WARRANTY**



Indoor levelling and vertical alignment for building and fit out



Outdoor levelling for slabs, decking landscaping etc



OPTIONAL ACCESSORIES

- Heavy Duty Outdoor Tripod
- Indoor Elevating Tripod
- 5 meter Staff
- 2.4 meter mini staff
- Dual sided LCD display Receiver

SPECIFICATIONS

ACCURACY	±4mm/20m
SCAN MODES	3
OPERATING RANGE (DIAM)	240m with Receiver
LASER CLASS	Class II 635nm
LASER OUTPUT	<1mW
WORKING TEMPERATURE	-10°C to +40°C (internal temp)
WEIGHT	1Kg



CAUTION: Class II laser
<1mW at 635nm.
Do NOT stare into laser
beam or aim at another
person.
Follow Australian Standards
AS2397